




Abel 1-18

18.66 m+
lot width

width **10.5 m+** | depth **25 m+**

 **4**
 **2**
 **2**

Exterior Width: **10460 mm**
Exterior Length: **19800 mm**

Dimensions

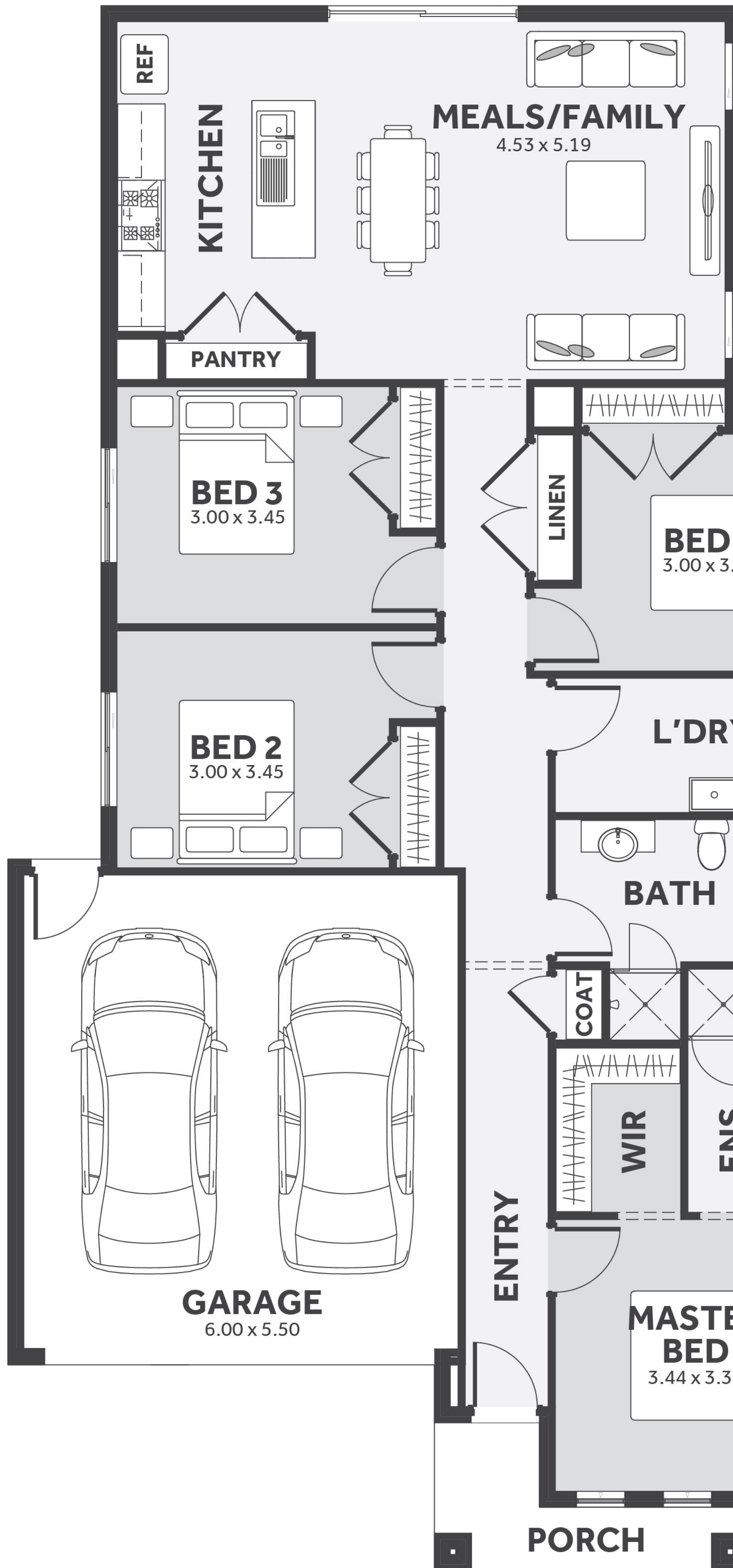
Living	132.14 m ²	14.22 sqs
Garage	36.51 m ²	3.93 sqs
Portch	0.00 m ²	0.50 sqs
Alfresco	0.00 m ²	0.00 sqs
Balcony	0.00 m ²	0.00 sqs
Optional Alfresco	0.00 m ²	0.00 sqs

Total **173.35m²** | **18.66 sqs**

Floorplan images and measurements are to be used as a guide only. Please refer to specific working drawings for details.

For more information please visit:
www.houseandlandworld.com

or call:
1300 HL WORLD



0